

Volcanoes & Mountains

● Active Volcano



Inca Rituals & Plataforms

Ojos del Salado Volcano US\$ 1.200 each ● 6.893 m altitude


Base Station : 5.750 m. altitude

Minimum 2 Pax

Ascension approximate time : 7 to 8 hours

Total Time Expedition : 9 to 11 days

Season : October to March

Mount Aconcagua US\$ 1.500 each  6.962 m altitude


Base Station : 5.900 m. altitude

Minimum 3 Pax

Ascension approximate time : 8 to 10 hours

Total Time Expedition : 10 to 15 days

Season : November to March

El Plomo Normal Route US\$ 250 each  5.432 m altitude


Base Station : 4.200 m. altitude

Minimum 2 Pax

Ascension approximate time : 6 to 8 hours

Total Time Expedition : 2 to 4 days

Season : All year

El Plomo Glacier Iver Route US\$ 350 each  5.432 m altitude

Base Station : 4.200 m. altitude

Minimum 2 Pax

Ascension approximate time : 8 to 10 hours

Total Time Expedition : 2 to 4 days

Season : October to April

Mirador del Morado Canaleta Route US\$ 250 each 3.883 m altitude

Base Station : 2.800 m. altitude

Minimum 2 Pax

Ascension approximate time : 6 to 8 hours

Total Time Expedition : 2 to 3 days

Season : October to April



Andes Explora

<http://www.aexplorar.cl/>

Volcanoes & Mountains

● Active Volcano



Inca Rituals & Plataforms

San José Volcano	US\$ 350 each	5.856 m altitude
Base Station : 4.200 m. altitude		Minimum 2 Pax
Ascension approximate time : 7 to 8 hours		
Total Time Expedition : 2 to 4 days		
Season : October to December		
Marmolejo Southern 6000er	US\$ 500 each	6.108 m altitude
Base Station : 5.000 m. altitude		Minimum 2 Pax
Ascension approximate time : 8 to 10 hours		
Total Time Expedition : 5 to 8 days		
Season : November to March		
Rock Climbing Placa Roja	US\$ 200 each	300 m Height
Base Station : 30 min. from the road		Minimum 2 Pax
Ascension approximate time : 4 to 5 hours		
Total Time Expedition : 1 day		
Season : September to March		
Rock Climbing Palestras	US\$ 70 each	30 m Height
Base Station : 15 min. from the road		Minimum 3 Pax
Ascension approximate time : 8 to 10 hours		
Total Time Expedition : 1 day		
Season : September to March		

All Trips Include Land Transportation on Private 4wd and Driver Guide.

For Rock Climbing All equipment is included.

For Mountaineering Expeditions All Meals, drinks, common equipment & Satelital Phone access is Included.

It's not Included : Insurances, cash for personal expenses.